





- Listen, learn and sing with actions.
एका, शिका आणि ही गाणी हावभावांसह म्हणा.

01

Unit One : Revision

Song 1

Good morning, good morning,
The best to you this morning!
How are you? How are you?
I hope you are feeling fine
And happy all the time!





Song 2

The more we **get** together,
Together, together,
The more we **get** together,
The happier we'll be.

For your friends are my friends
And my friends are your friends.
The more we **get** together,
The happier we'll be.


sing **dance** **play** **sway**



ही गाणी चालीवर म्हणण्याचा सराव घ्यावा. चालीसाठी पहा : freekidsmusic.com/traditional-childrens-songs/. या पानावरील चित्रांत दर्शवल्याप्रमाणे संवादांचा सराव करण्यासाठी वर्गातील मुलांना मोठ्या गटात एकत्र करावे. गटात प्रत्येकाने फिरून जास्तीत जास्त मुलांशी (इंग्रजीतून) बोलण्याचा प्रयत्न करावा.

06





1. Observe the picture carefully to find as many words as you can for each of the letters from 'a' to 'z'.

चित्राचे नीट निरीक्षण करा. 'a' पासून 'z' पर्यंत प्रत्येक अक्षरासाठी त्या त्या अक्षराने सुरू होणारे जास्तीत जास्त शब्द चित्रात शोधा.

08



apple

elephant

ice-cream

owl

umbrella

Unit One

2. How well can you do the tasks given below?
Practise till you can do them well.

खाली दिलेली कामे तुम्हांला चांगली जमतात का ?
ती चांगली जमेपर्यंत त्यांचा सराव करा.

W1

a b c d e f g
h i j k l m n
o p q r s t
u v w x y z



A B C D E F G
H I J K L M N
O P Q R S T
U V W X Y Z

Can you ? Yes, you can!

- Write all the small letters on a single line.
- Write all the small letters on plain paper.
- Write all the small letters in different sizes – very big and very tiny.
- Write all the small letters in fancy shapes.

Can you ? Yes, you can!

- Write all the capital letters on a single line.
- Write all the capital letters on plain paper.
- Write all the capital letters in different sizes – very big and very tiny.
- Write all the capital letters in fancy shapes.





1. Look, listen, read with me. Then find the picture that suits the dialogue and give it the proper number.

पहा. ऐका. माझ्याबरोबर वाचा. प्रत्येक संवादासाठी योग्य ते चित्र शोधून त्याला योग्य तो क्रमांक द्या.

O5

O12

1

: May I **come in** please, Teacher?
: Yes. Please **come in**.

5

: Excuse me, **Uncle**.
Is this yours?
: Oh, yes! It's mine.
Thank you so much.

2

: Hello. What's your name?
: I'm **Subhash**.
I'm in Class Five.
And you?
: I'm in Class **Seven**.
My name is **Shubham**.
You can call me **Bunty**.
: Nice to meet you, **Bunty**.

6

: Thank you so much for **this lovely gift**.
: You are welcome!

3

: What's the time?
: It's **two** o'clock.

7

: I'm sorry I **broke the cup**.
: Never mind.



4

: Excuse me, Aunty.
Can you please help me **find this address**?
: Sure.

8

: Where are you going?
: We are going to **the playground**.
Would you like to come with us?
: Yes. Please wait for me.

मुलांच्या जोड्या करून 'role-play' पद्धतीने या संवादांचा सराव घ्यावा.

O13

रंगीत मजकुरात स्वतःच्या मनाने बदल करण्यास, तसेच संवादांत भर घालण्यास मुलांना उत्तेजन द्यावे.

O15



4

Hello. Excuse me. Please.

Unit One